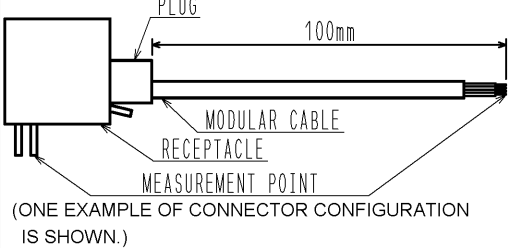
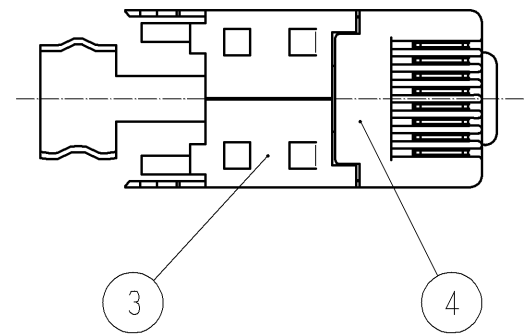
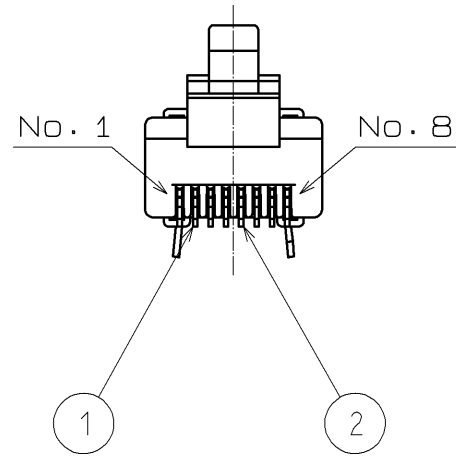
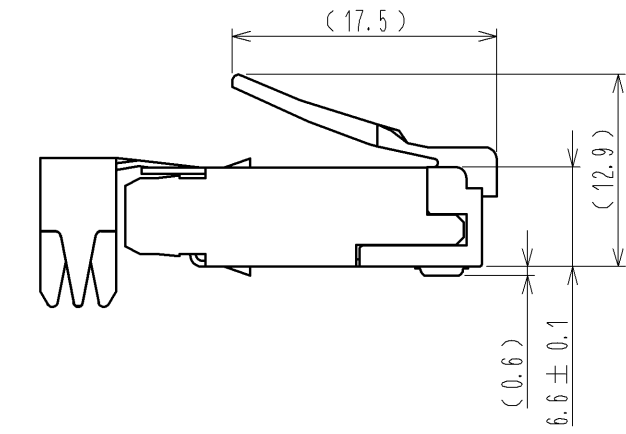
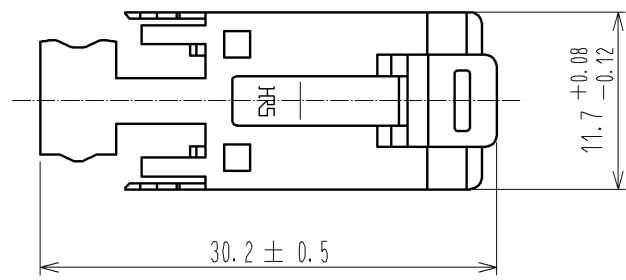
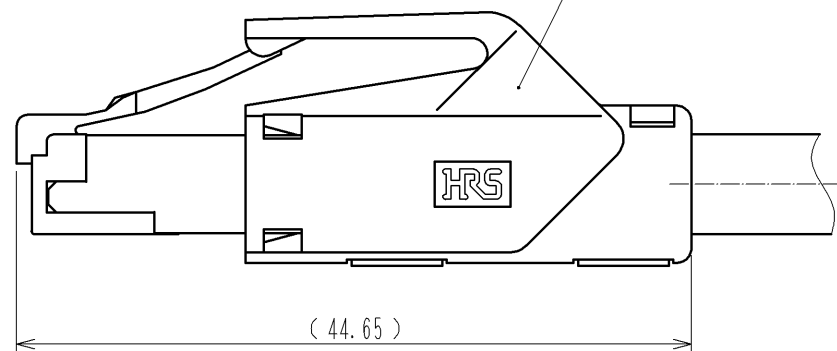
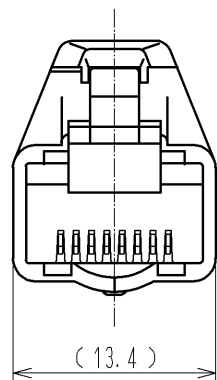


APPLICABLE STANDARD		ANSI/TIA/EIA-568-B.2.10 CAT6a			
RATING	OPERATING TEMPERATURE RANGE	① -25 °C TO 60 °C	STORAGE TEMPERATURE RANGE	-25 °C TO 60 °C	
	VOLTAGE	125 V AC	OPERATING HUMIDITY RANGE	95 % MAX	
	CURRENT	1 A	APPLICABLE CABLE	AWG# 24 ~ AWG# 27	
SPECIFICATIONS					
ITEM	TEST METHOD		REQUIREMENTS	QT	AT
CONSTRUCTION					
GENERAL EXAMINATION	VISUALLY AND BY MEASURING INSTRUMENT.		ACCORDING TO DRAWING.	X	X
MARKING	CONFIRMED VISUALLY.			X	X
ELECTRIC CHARACTERISTICS					
CONTACT RESISTANCE	100 mA (DC OR 1000 Hz AC). 		50 mΩ MAX. (WITHOUT BULK RESISTANCE OF CABLE) ①	X	X
INSULATION RESISTANCE	100 V DC.		100 MΩ MIN.	X	X
VOLTAGE PROOF	500 V AC FOR 1 min.		NO FLASHOVER OR BREAKDOWN.	X	X
MECHANICAL CHARACTERISTICS					
MECHANICAL OPERATION	200 TIMES INSERTIONS AND EXTRACTIONS. ①		1) CONTACT RESISTANCE: 70 mΩ MAX. (WITHOUT BULK RESISTANCE OF CABLE) 2) NO DAMAGE, CRACK AND LOOSENESS, OF PARTS.	X	—
VIBRATION	FREQUENCY 10 TO 55Hz, SINGLE AMPLITUDE 0.75 mm, AT 2h, FOR 3 DIRECTIONS. ①		1) NO ELECTRICAL DISCONTINUITY OF 1 μs. 2) CONTACT RESISTANCE: 70 mΩ MAX. (WITHOUT BULK RESISTANCE OF CABLE)	X	—
SHOCK	490 m/s ² DIRECTIONS OF PULSE 11 ms AT 3 TIMES FOR 6 DIRECTIONS.		3) NO DAMAGE, CRACK AND LOOSENESS, OF PARTS.	X	—
ENVIRONMENTAL CHARACTERISTICS					
DAMP HEAT (STEADY STATE)	EXPOSED AT 40 °C, 90 TO 95 %, 500h. ①		1) CONTACT RESISTANCE: 70 mΩ MAX. (WITHOUT BULK RESISTANCE OF CABLE) 2) INSULATION RESISTANCE: 1 MΩ MIN.(AT HIGH HUMIDITY) 10MΩ MIN.(AT DRY) 3) NO DAMAGE, CRACK AND LOOSENESS, OF PARTS.	X	—
RAPID CHANGE OF TEMPERATURE	TEMPERATURE: -55 → 15 TO 35 → 85 → 15 TO 35 °C TIME: 30 → 2 TO 3 → 30 → 2 TO 3 min. UNDER 5 CYCLES. ①		1) CONTACT RESISTANCE: 70 mΩ MAX. (WITHOUT BULK RESISTANCE OF CABLE) 2) INSULATION RESISTANCE: 100 MΩ MIN. 3) NO DAMAGE, CRACK AND LOOSENESS, OF PARTS.	X	—
CORROSION SALT MIST	EXPOSED IN 5 % SALT WATER SPRAY FOR 48 h. ①		1) CONTACT RESISTANCE: 70 mΩ MAX. (WITHOUT BULK RESISTANCE OF CABLE) 2) NO DAMAGE, CRACK AND LOOSENESS, OF PARTS.	X	—
① THE OPERATION TEMPERATURE INCLUDES THE TEMPERATURE RISE BY CURRENT CARRYING. ② TEMPERATURE RANGE FOR A CONNECTOR UNMATED. ③ USE UNDER THE CONDITION RECOMMENDED BY A CABLE MANUFACTURE.					
	COUNT	DESCRIPTION OF REVISIONS	DESIGNED	CHECKED	DATE
△	6	DIS-E-004367	SG. CHAMURA	EJ. WAKATSUKI	12. 09. 24
REMARK			APPROVED	YH. ENAMI	09. 09. 08
			CHECKED	KI. NAGANUMA	09. 09. 08
			DESIGNED	MT. ITANO	09. 09. 08
Unless otherwise specified, refer to JIS C 5402.			DRAWN	MT. ITANO	09. 09. 08
Note QT:Qualification Test AT:Assurance Test X:Applicable Test			DRAWING NO.		ELC4-126868-03
HRS	SPECIFICATION SHEET		PART NO.	TM31P-TM-88P (61)	
	HIROSE ELECTRIC CO., LTD.		CODE NO.	CL222-4626-7-61	△ 1/1



CL222-2862-9-**
TM21P-88P(**)

COVER(SOLD SEPARATEIL)MATED



- NOTES
- 1 APPLICABLE CABLE IS SHOWN IN TABLE-1
 - 2 PLEASE USE ACCESSORY AS A GUIDE PLATE AND ASSEMBLE CONNECTOR WITH CABLE INSERTING ACCESSORY INTO CONNECTOR.
 3. () INDICATES THE REFERENCE DIMENSIONS.
 4. TO SATISFY CAT6a PERFORMANCE, PLEASE ASSEMBLE ACCORDING TO HRS INSTRUCTION. (ETAD-E2847)
 - 5 COLORS ARE DIFFERENT DEPENDING ON THE SPECIFICATION NUMBER.

TABLE-1

APPLICABLE CABLE WIRE			
	CONDUCTOR	AWG#24 STRANDED WIRE	~
		AWG#27 STRANDED WIRE	
	INSULATOR DIAMETER	($\phi 0.9 \sim \phi 1.0$)	
	JACKET DIAMETER	($\phi 5.8 \sim \phi 6.0$)	

2	PHOSPHOR BRONZE	CONTACT:GOLD PLATING 1.27#m MIN LEAD :GOLD PLATING 0.03#m MIN UNDER :NICKEL PLATING 2#m MIN						
1	PHOSPHOR BRONZE	CONTACT:GOLD PLATING 1.27#m MIN LEAD :GOLD PLATING 0.03#m MIN UNDER :NICKEL PLATING 2#m MIN	4	POLYCARBONATE	(YELLOW)UL94V-2			
			3	STAINLESS STEEL	OVER:NICKEL PLATING 0.5#m MIN			
NO.	MATERIAL	FINISH . REMARKS	NO.	MATERIAL	FINISH . REMARKS			
UNITS mm		SCALE 2 : 1	COUNT 	DESCRIPTION OF REVISIONS		DESIGNED	CHECKED	DATE
HRS HIROSE ELECTRIC CO., LTD.		APPROVED : YH. ENAMI 09.09.08	DRAWING NO. EDC3-126868-03					
		CHECKED : KI. NAGANUMA 09.09.08	PART NO. TM31P-TM-88P(61)					
		DESIGNED : MT. ITANO 09.09.08	CODE NO. CL222-4626-7-61					
		DRAWN : MT. ITANO 09.09.08						